

COLOUR CHART

A SHOWCASE OF
TIMELESS HUES &
INSPIRED FINISHES


Quality you
can trust



Colour Range

Quality you
can trust

01 Off-Whites


 The colours depicted on the following chart are for guidelines only. Colours may appear slightly different.




Actic Crossing




Peace Flower




Infinity White



Navajo White




Bisque




Blanchealmond




Oyster White




Antique White




Cornsilk



Linen



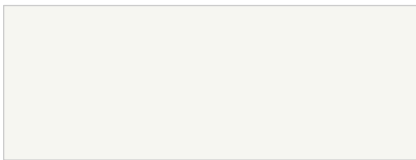
Oldlace




Beige



Cream



Love Note



Floral White

PRODUCT HIGHLIGHT



Weathershield

Weathershield is an advanced silicone-based exterior emulsion that is highly permeable yet water-repellent. It is specifically engineered for long-term protection of masonry against rain, sun, and pollution.

TYPICAL USES

For protection and decoration design for exterior use, plaster, cement, brickwork, block work, stone, asbestos, plasterboard, wallboard and wood.

 FINISH	 PACKAGE	 SUITABLE FOR
Matt	20ltr & 4ltr	EXTERIOR & INTERIOR

02 Browns

i The colours depicted on the following chart are for guidelines only. Colours may appear slightly different.



Chocolate Brown



Brown Master



Rocky Hideaway



Bass and Flinders



Salmon Brown



Branch Out



Yani's Earth



Abuja Brown



Casual




Sandy George




Stone Path




A La Natural



Blemish Free



Pathways



Stone Pillar

PRODUCT HIGHLIGHT



Vetra Emulsion

Vetra Emulsion is a premium, quick-drying matt finish paint formulated with high-quality acrylic copolymers. It offers excellent scrub resistance, smooth application, and a durable finish for both interior and exterior walls.

TYPICAL USES

For protection and decoration of both indoors and outdoors, plaster, cement, brickwork, block work, stone, asbestos, plasterboard, wallboard and wood.

 FINISH	 PACKAGE	 SUITABLE FOR
Smooth Matt Finish	20ltr & 4ltr	EXTERIOR & INTERIOR

03 Pinks & Reds

i The colours depicted on the following chart are for guidelines only. Colours may appear slightly different.



Paint The Town



Red Bauble



Hot Pop Red



Red Splendour



Pink Groove



Fuchsia Bloom



Prom Queen



Sweet Grass



Sugar Baby



Sweet Candy




Rose Revival



Sweetest



My Wish



Ballet Prince



Pink Life

PRODUCT HIGHLIGHT



Vetra Satin

Vetra Satin is a fashionable water-based paint that delivers a subtle, elegant sheen. It is highly washable and resistant to stains & yellowing, making it ideal for high-traffic interior areas like hallways, kitchens, and bathrooms.

TYPICAL USES

For protection and decoration design for interior walls, ceilings where a satin paint finish is needed.

 FINISH	 PACKAGE	 SUITABLE FOR
Smooth High Sheen	20ltr & 4ltr	INTERIOR

04 Blues

i The colours depicted on the following chart are for guidelines only. Colours may appear slightly different.



River Watch



Vintage Denim



Blue Encounter



Tornado



Harbour View



Hot Pop Blue



Blue Fortress



Child's Play



Blueberry Ash




Blue Cahsmere




Healing Sea




Perfect Coastline



Levent



Eskimo House



Snowy Cloud

PRODUCT HIGHLIGHT



Vetra Gloss

Vetra Gloss is a superior quality, high-gloss enamel with exceptional colour retention and a hard, durable finish. It is ideal for woodwork, metal, and heavy-traffic areas indoors and outdoors.

TYPICAL USES

For protection and decoration of interior and exteriors. Suitable for kitchen, corridors, bathroom walls, interior wood, metal surfaces and generally heavy traffic areas.



FINISH

High Glossy



PACKAGE


20ltr & 4ltr



SUITABLE FOR

EXTERIOR & INTERIOR

05 Purples

 The colours depicted on the following chart are for guidelines only. Colours may appear slightly different.



Ultimate Purple



Nile Lily



Royal Watch



Purple Gem



Iris Bloom



Purple Shock



Majestic Purple



Royal Realm



Lavender Bag



Geranium Stem




Gracious




Lilac Mood



Lilac Lies



Lavender Silk



Lavender Love

PRODUCT HIGHLIGHT



Biocidal Wash

Biocidal Wash is a powerful chemical solution used to treat and remove existing fungal growth, algae, and mould from surfaces prior to painting, preventing their recurrence.

TYPICAL USES

For protection and decoration design for exterior use, plaster, cement, brickwork, block work, stone, asbestos, plasterboard, wallboard and wood.

 PACKAGE

20ltr & 4ltr

 SUITABLE FOR

EXTERIOR & INTERIOR

06 Greens

i The colours depicted on the following chart are for guidelines only. Colours may appear slightly different.



Spring Carnival



Hidden Grove



Castle Garden



Forest Scene



Garden Centre



Secluded Avenue



Green Life



Hot Pop Green



Perfect Grass




Spice of Life




Lime Leaf




Home Grown



Lime Sparkle



Citrus Zingoss Green



Pastel Green

PRODUCT HIGHLIGHT



Stucco


A Top-quality finish paint made with weather durable pigments, modified emulsion binder and other ingredients to achieve excellent and quality product properties

TYPICAL USES

For protection and decoration design for exterior use, plaster, cement, brickwork, block work, stone, asbestos, plasterboard, wallboard and wood.

 FINISH	 PACKAGE	 SUITABLE FOR
Smooth/ Marble-look	20ltr & 4ltr	INTERIOR

07 Yellows & Oranges

 The colours depicted on the following chart are for guidelines only. Colours may appear slightly different.



Orange Citric



Liquid Gold



Abundant Harvest



Passionfruity Poopy



Fresh Orange



Hide & Seek



Yellow Mania



Golden Sail



Spun Straw



Lifestyle




Making Hay




Banana Crepe



Sublime Yellow



Sunlit Heaven



Soy Milk

PRODUCT HIGHLIGHT



Gravitex

Is a textured finish coating designed for walls ,it's suitable for both interior and exterior surfaces, providing durability and protection against harsh weather and microbial growth.

TYPICAL USES

Protection and decorative purposes on walls,cements, brick works

 FINISH	 PACKAGE	 SUITABLE FOR
Textured	20ltr & 4ltr	EXTERIOR

08 Greys

i The colours depicted on the following chart are for guidelines only. Colours may appear slightly different.



Dakr Grey



Cable Grey



Ash Grey



Road Ahead



Portal Grey



Knowledge



Metro Style



Tabloid



Dove Grey



Animal Kingdom




Universal




Flake Grey



Imperial Mist



Dawn Frost



Lighten Up

PRODUCT HIGHLIGHT



Road Marking Paint

Road Marking Paint is a fast-drying, traffic-grade paint formulated with durable resins and abrasion-resistant fillers for clear, long-lasting road markings and car park lines.

TYPICAL USES

For protection and decoration design for exterior use, plaster, cement, brickwork, block work, stone, asbestos, plasterboard, wallboard and wood.

PACKAGE

20ltr & 4ltr

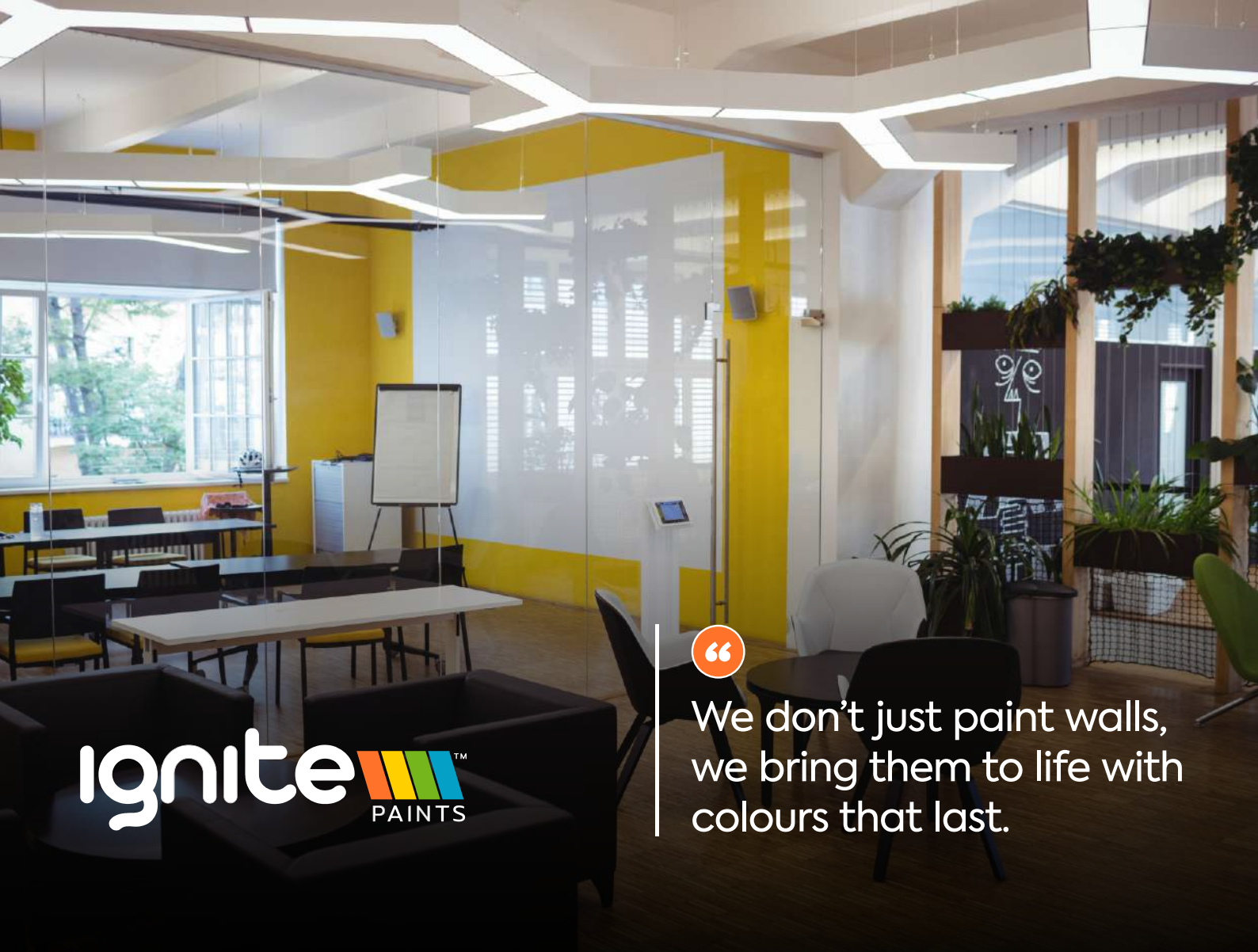
SUITABLE FOR

EXTERIOR & INTERIOR



About Us

Quality you
can trust



We don't just paint walls,
we bring them to life with
colours that last.

Ignite Paints is a leading and innovative manufacturer of premium paint products, passionately committed to revitalizing spaces with bold, vibrant colors and long-lasting, high-performance finishes. Since our inception in 2016, we have rapidly emerged as a trusted and respected brand in Nigeria's competitive paint industry, setting new standards in quality, creativity, and customer satisfaction.

At Ignite Paints, we believe that color has the power to inspire, energize, and transform environments, whether homes, offices, or commercial spaces. Our dedication to excellence and innovation drives us to continuously develop advanced paint solutions that combine durability, aesthetic appeal, and environmental sustainability.

Beyond just manufacturing paint, our mission is to empower our customers, homeowners, contractors, and businesses by providing exceptional service, expert guidance, and a diverse portfolio of premium products tailored to meet every need. From luxurious interior coatings to weather-resistant exterior finishes, our products are designed to deliver flawless application, brilliant hues, and enduring protection.

With a strong commitment to Nigerian craftsmanship and global best practices, Ignite Paints is not just a brand but a partner in creativity, helping individuals and professionals bring their visions to life one brushstroke at a time.

The logo for Ignite Paints, featuring the word "ignite" in a white, lowercase, sans-serif font, followed by a colorful graphic of four vertical bars in orange, yellow, green, and blue, and the word "PAINTS" in a smaller, white, uppercase, sans-serif font below it.

ignite™
PAINTS

Quality you
can trust

📞 +234 906 574 3752

📍 NO 6, SAHEED ALAGBADA STREET,
AGBOYI KETU, LAGOS

🌐 www.ignitepaints.com